The background features a stylized illustration of two green trees on a light green hill. The trees have a textured, brush-stroke appearance. The hill is a solid light green color. The text is overlaid on this background.

2023


East Side

Art Event Calendar

Brizlincote

Parish Council

Olivia Wood, Abbot Beyne School

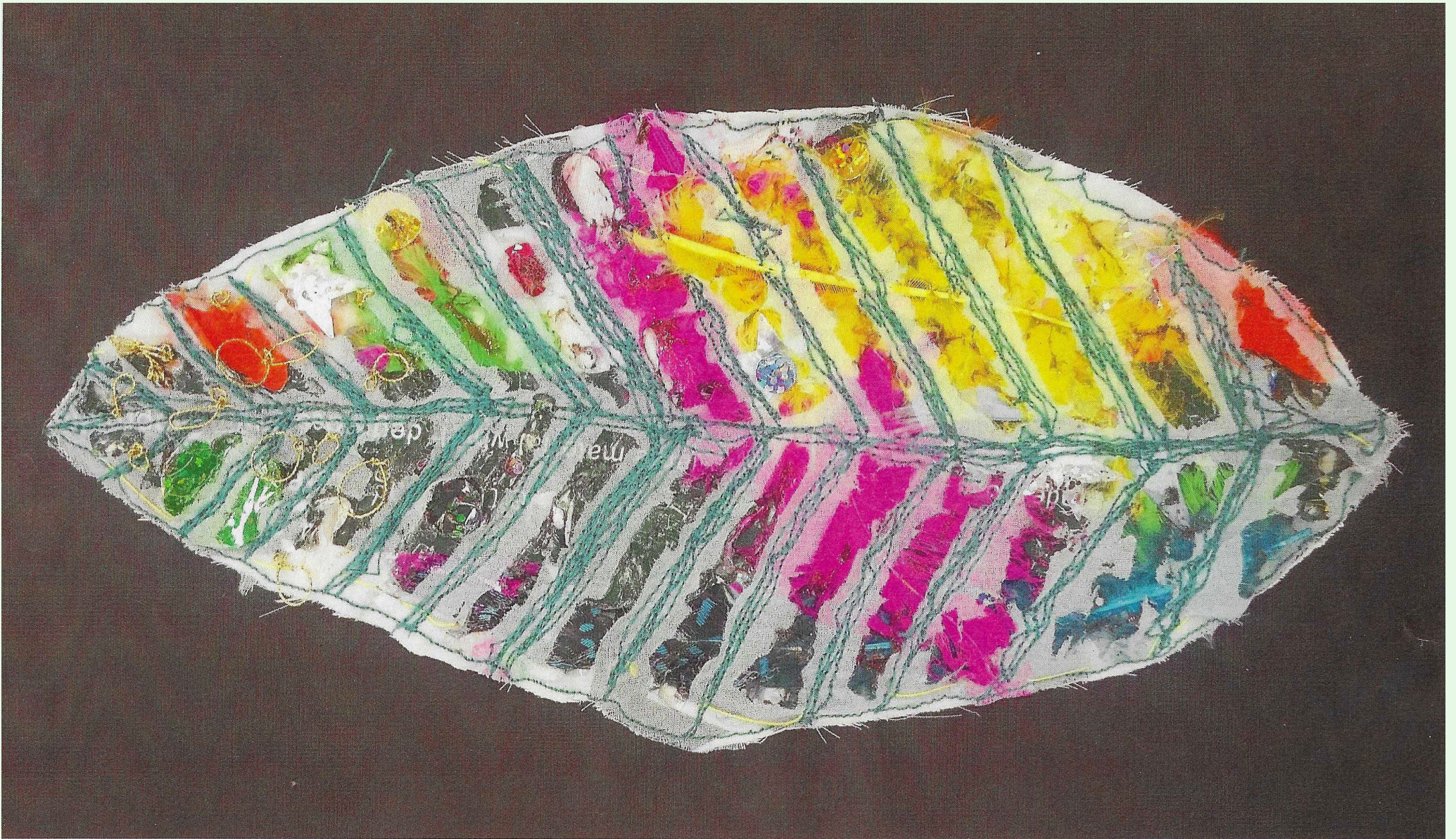


January 2023

Mon	Tue	Wed	Thu	Fri	Sat	Sun
						1
2	3	4	5	6	7	8
9	10	11	12	13	14	15
16	17	18	19	20	21	22
23	24	25	26	27	28	29
30	31					


Maria Khalid, Burton PRU

“A leaf made from plastic bags and scraps of fabric”



February 2023

Mon	Tue	Wed	Thu	Fri	Sat	Sun
		1	2	3	4	5
6	7	8	9	10	11	12
13	14	15	16	17	18	19
20	21	22	23	24	25	26
27	28					



Down at Frow yaw
rubbish on the #Flaw

March 2023

Mon	Tue	Wed	Thu	Fri	Sat	Sun
		1	2	3	4	5
6	7	8	9	10	11	12
13	14	15	16	17	18	19
20	21	22	23	24	25	26
27	28	29	30	31		

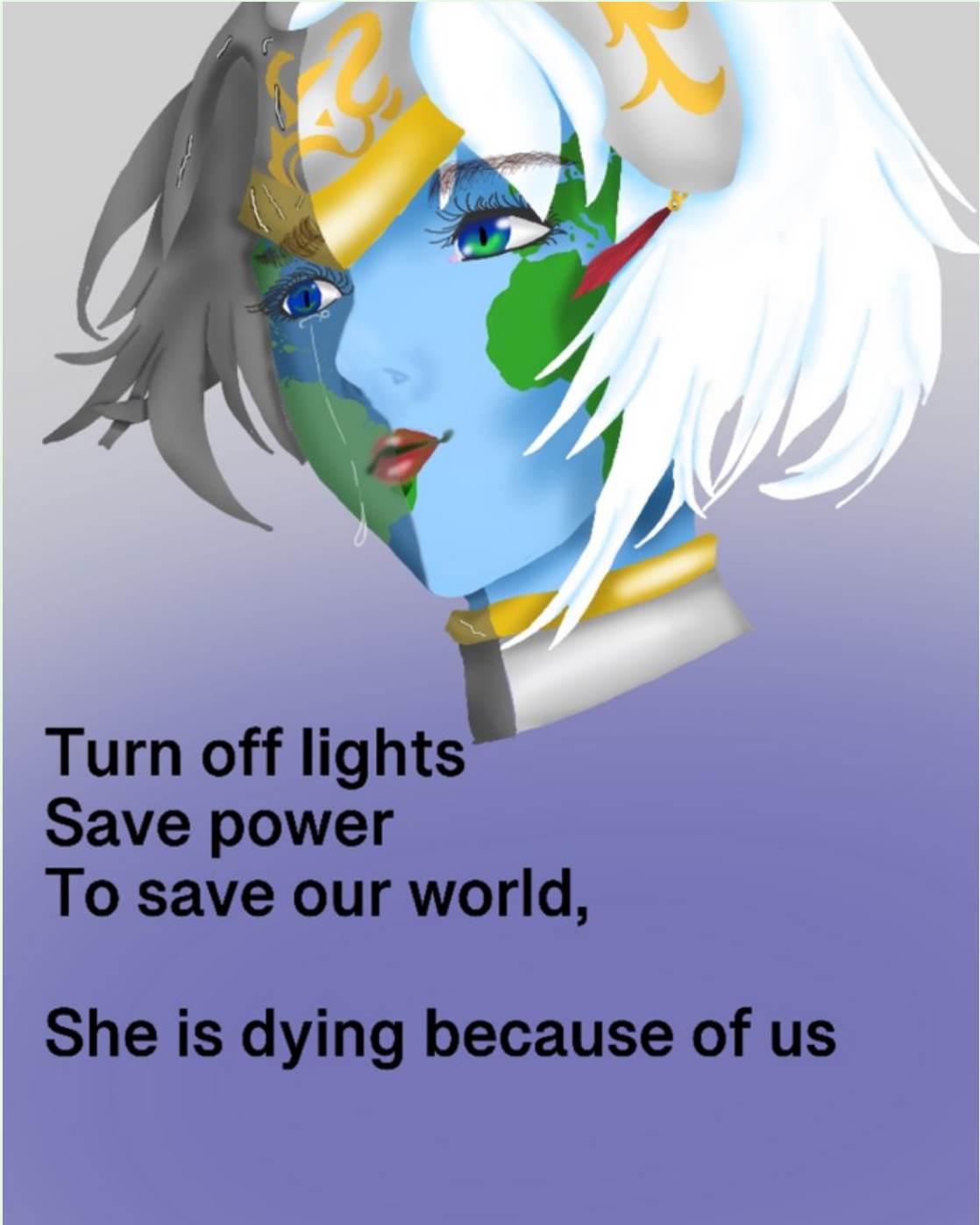


April 2023

Mon	Tue	Wed	Thu	Fri	Sat	Sun
					1	2
3	4	5	6	7	8	9
10	11	12	13	14	15	16
17	18	19	20	21	22	23
24	25	26	27	28	29	30

Kaymin Fox

Abbot Beyne School



**Turn off lights
Save power
To save our world,

She is dying because of us**

May 2023

Mon	Tue	Wed	Thu	Fri	Sat	Sun
1	2	3	4	5	6	7
8	9	10	11	12	13	14
15	16	17	18	19	20	21
22	23	24	25	26	27	28
29	30	31				


Harry Allcott, Burton PRU

“Rather than use the car for short journeys, walk or run”



June 2023

Mon	Tue	Wed	Thu	Fri	Sat	Sun
			1	2	3	4
5	6	7	8	9	10	11
12	13	14	15	16	17	18
19	20	21	22	23	24	25
26	27	28	29	30		



July 2023

Mon	Tue	Wed	Thu	Fri	Sat	Sun
					1	2
3	4	5	6	7	8	9
10	11	12	13	14	15	16
17	18	19	20	21	22	23
24	25	26	27	28	29	30
31						



Chloe Bradshaw
Tower View Primary School

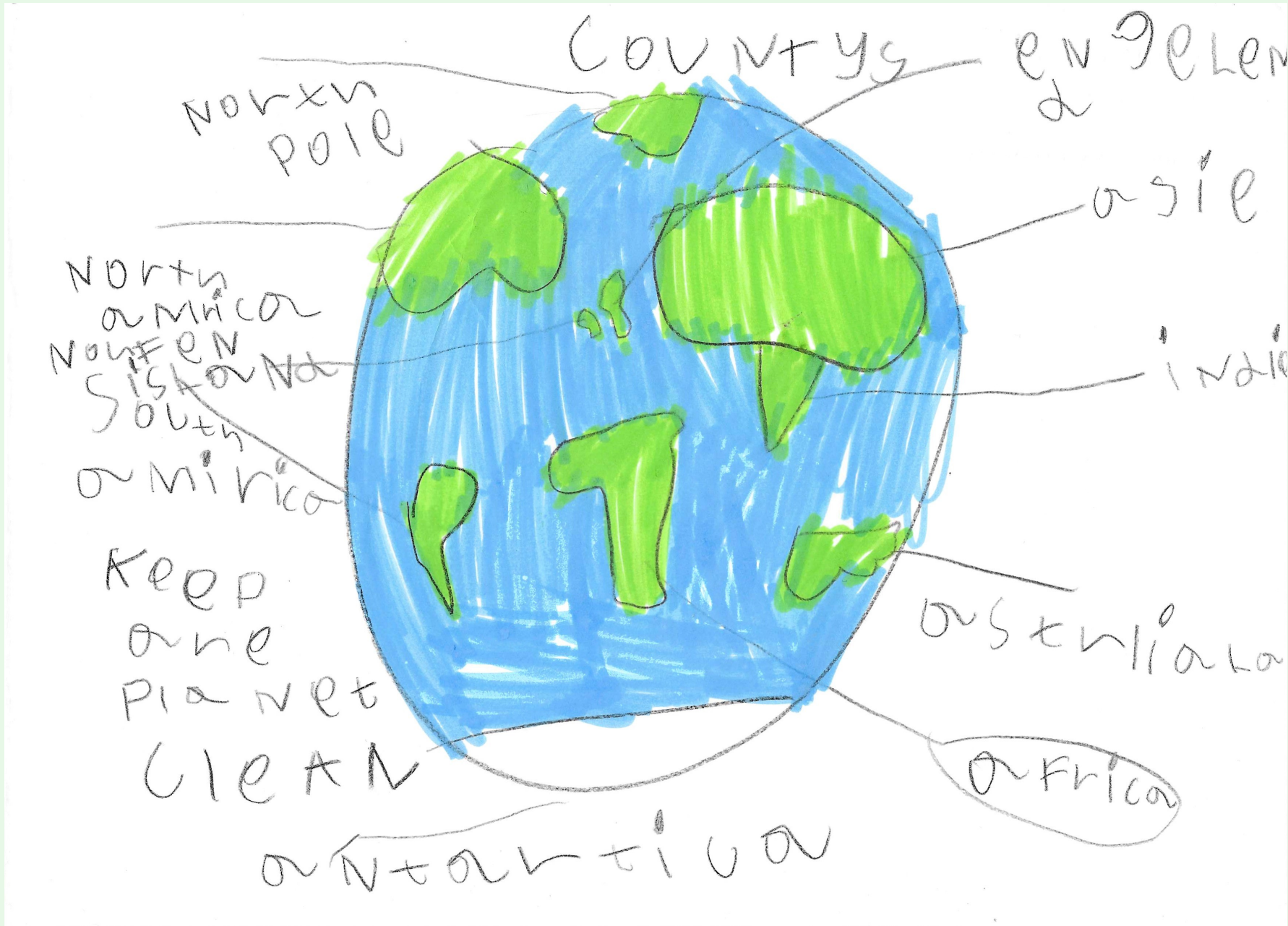
August 2023

Mon	Tue	Wed	Thu	Fri	Sat	Sun
	1	2	3	4	5	6
7	8	9	10	11	12	13
14	15	16	17	18	19	20
21	22	23	24	25	26	27
28	29	30	31			



September 2023

Mon	Tue	Wed	Thu	Fri	Sat	Sun
				1	2	3
4	5	6	7	8	9	10
11	12	13	14	15	16	17
18	19	20	21	22	23	24
25	26	27	28	29	30	

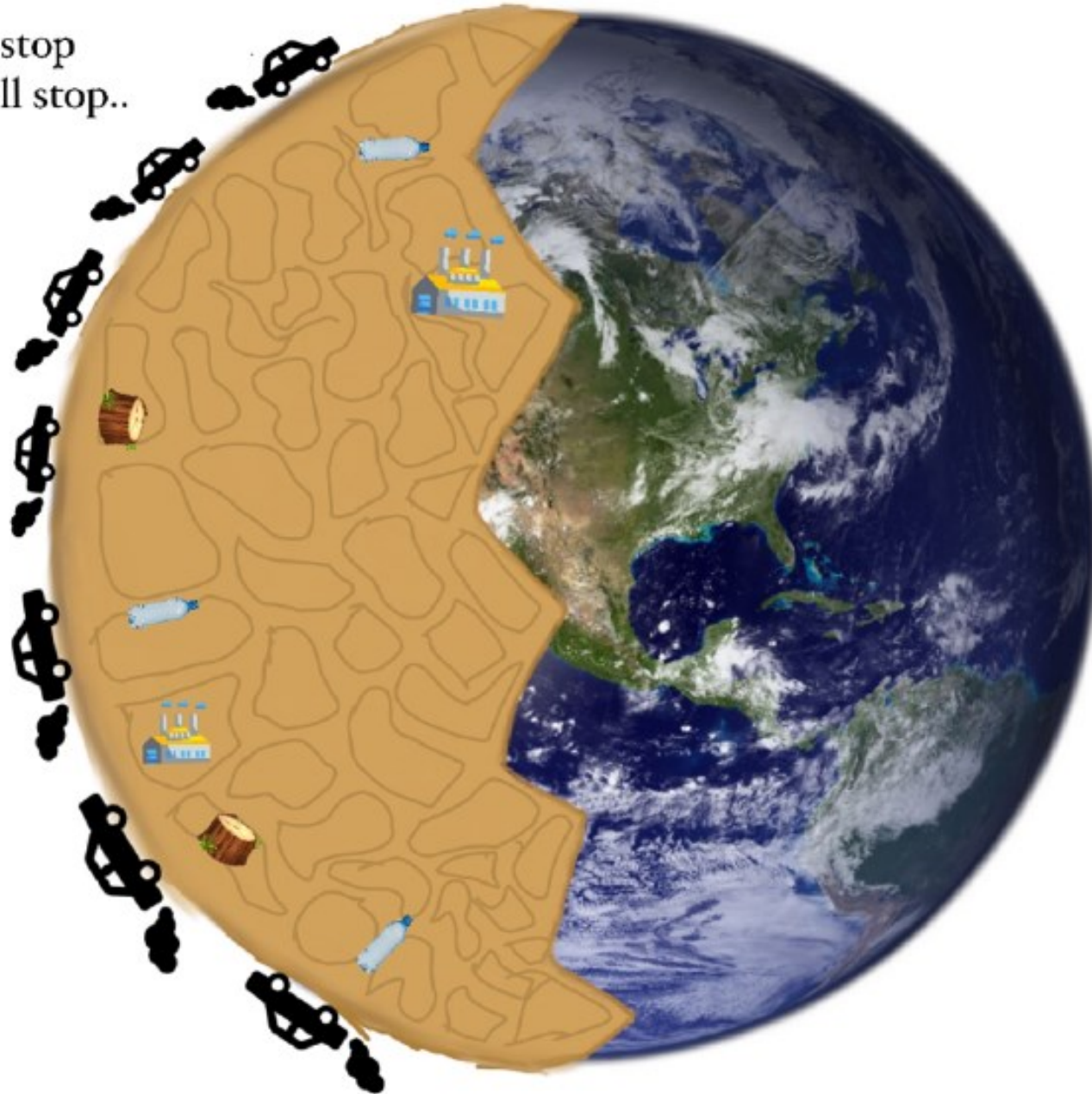


October 2023

Mon	Tue	Wed	Thu	Fri	Sat	Sun
						1
2	3	4	5	6	7	8
9	10	11	12	13	14	15
16	17	18	19	20	21	22
23	24	25	26	27	28	29
30	31					

Zuzanne Garczarek, Abbot Beyne School

If WE don't stop
our world will stop..



November 2023

Mon	Tue	Wed	Thu	Fri	Sat	Sun
		1	2	3	4	5
6	7	8	9	10	11	12
13	14	15	16	17	18	19
20	21	22	23	24	25	26
27	28	29	30			



Connie Besenzi
Holy Rosary CVA

December 2023

Mon	Tue	Wed	Thu	Fri	Sat	Sun
				1	2	3
4	5	6	7	8	9	10
11	12	13	14	15	16	17
18	19	20	21	22	23	24
25	26	27	28	29	30	31

**Brizlincote
Parish Council
Climate Change Leaflet**

WATER SAVING

TIPS

Make sure you have a full load in the washing machine/dishwasher.

Use a bowl when washing fruit & veg, and use the water to water the garden and houseplants.

Spend less time in the shower (save electricity too!)

Turn off the tap when brushing your teeth

Keep a jug of water in the fridge for cool drinks

Keep the fridge/freezer full
Turn off lights when rooms are not in use
Wash clothes at a lower temperature

Only boil enough water for the amount you need

Change to LED light bulbs

Dry washing outside when possible

TIPS FOR SAVING ELECTRICITY

TIPS FOR SAVING GAS

- Keep heating systems well maintained
- Turn down the thermostat
- Make sure your home has sufficient loft and wall insulation

RECYCLE-REDUCE-REUSE

Please recycle as much as you can to reduce our Carbon Footprint.

As we know, plastic is the most concerning to the environment. But if we recycle our waste in the bins we have it will be one way of making a difference.



We as a Parish Council encourage the residents of Brizlincote to help reduce our Carbon Footprint. Brizlincotes average Carbon Footprint per household is **17.7t CO2e**

Lets make some small changes and see if we can reduce this in 2023

Food Waste

We could all try to make a small compost container for some of our household food waste.

To make a compost container, you need a small container with a lid, a small amount of soil, and some DRY carbon-based material like old newspaper.

Start by drilling some holes into the lid, then place a layer of soil into the bottom of the container.



Next, top up with dry shredded newspaper, then add the kitchen scraps.

The dry material helps to keep the balance of wet and dry in your compost and stops it smelling. Seal the lid and leave it to work its magic!! In 6 weeks or so you will have your own compost.



**Brizlincote
Parish Council**